



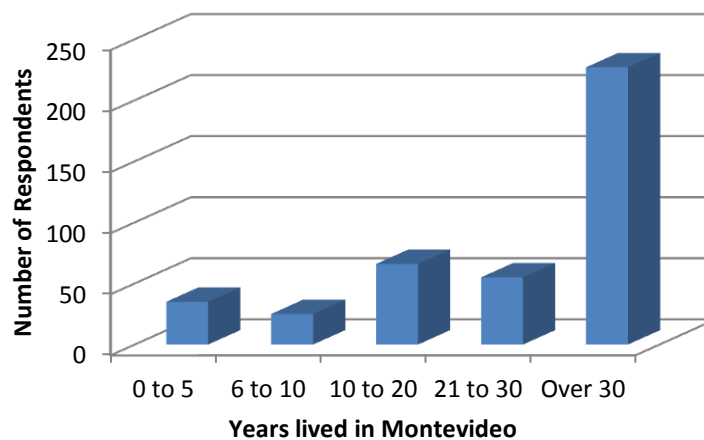
**CITY OF MONTEVIDEO, MINNESOTA  
2012 PERFORMANCE MEASUREMENT PROGRAM - SURVEY RESULTS**

*In 2010, the MN Legislature created the Council on Local Results & Innovation and charged it with developing ten (10) performance measures for cities. The legislation also directed the State Auditor to administer the Performance Measurement Program by which cities meeting the eligibility requirements would receive funding of 14 cents per capita, up to \$25,000. By completing this survey the city will meet this state requirement.*

2,100 Surveys Mailed, 408 Returned (19% return rate)

1. How many years have you lived in Montevideo?

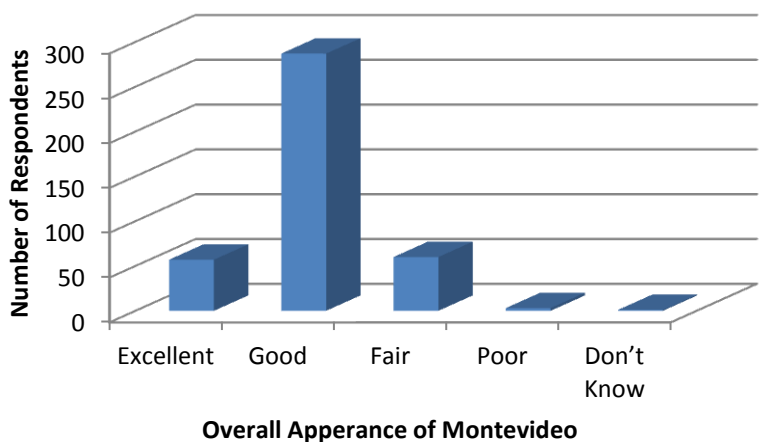
	<u>Survey Results</u>	
a) 0-5	(35)	or 9%
b) 6-10	(25)	or 6%
c) 10-20	(66)	or 16%
d) 21-30	(55)	or 13%
e) over 30	(227)	or 56%



2. How would you rate the overall **appearance** of the city?

Survey Results

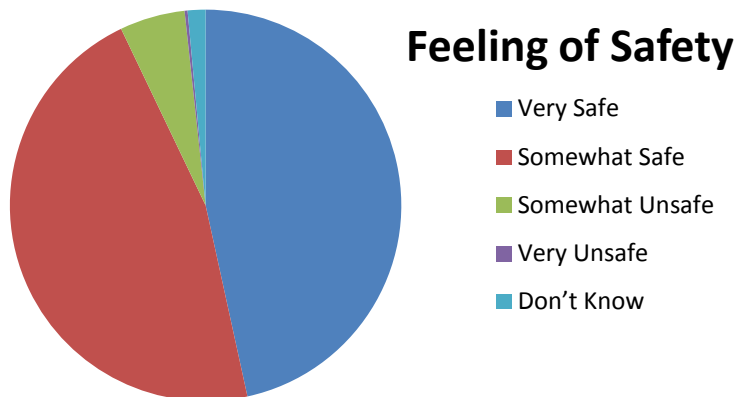
- a) Excellent (57) or 14%
- b) Good (287) or 70%
- c) Fair (60) or 15%
- d) Poor (3) or less than 1%
- e) Don't know (1) or less than 1%



3. How would you describe your overall **feeling of safety** in the city?

Survey Results

- a) Very safe (190) or 47%
- b) Somewhat safe (189) or 46%
- c) Somewhat unsafe (22) or 5%
- d) Very unsafe (1) or less than 1%
- e) Don't know (6) 1%



4. How would you rate the overall **quality of fire protection services** in the city?

Survey Results

- a) Excellent (238) or 58%
- b) Good (141) or 35%
- c) Fair (7) or 2%
- d) Poor (0)
- e) Don't know (19) or 1%

5. How would you rate the overall **condition of city streets**?

Survey Results

- a) Excellent (19) or 5%
- b) Good (189) or 46%
- c) Fair (163) or 40%
- d) Poor (35) or 9%
- e) Don't know (2) or less than 1%



6. How would you rate the overall **quality of snowplowing on city streets**?

Survey Results

- a) Excellent (114) or 28%
- b) Good (198) or 49%
- c) Fair (65) or 16%
- d) Poor (25) or 6%
- e) Don't know (4) or less than 1%

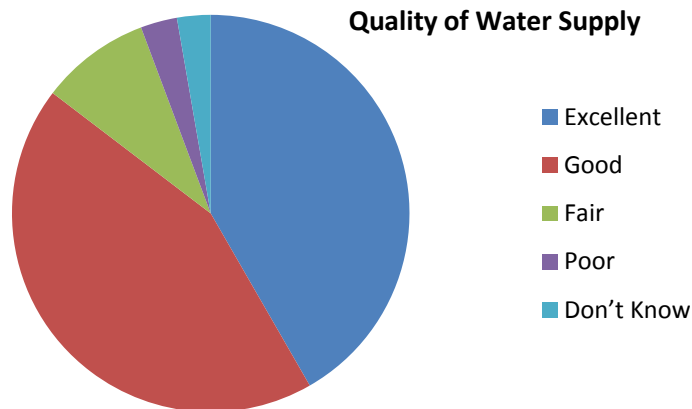


7. How would you rate the dependability and overall **quality of city sanitary sewer service?**

		<u>Survey Results</u>
a)	Excellent	(160) or 39%
b)	Good	(206) or 50%
c)	Fair	(22) or 5%
d)	Poor	(0)
e)	Don't know	(18) or 4%

8. How would you rate the dependability and overall **quality of the city water supply?**

		<u>Survey Results</u>
a)	Excellent	(168) or 41%
b)	Good	(176) or 43%
c)	Fair	(36) or 9%
d)	Poor	(12) or 3%
e)	Don't know	(11) or 3%



9. How would you rate the overall **quality of city recreational programs and facilities?** (e.g., parks, trails, park facilities, etc.)

		<u>Survey Results</u>
a)	Excellent	(152) or 37%
b)	Good	(199) or 49%
c)	Fair	(28) or 7%
d)	Poor	(7) or 2%
e)	Don't know	(20) or 5%



10. How would you rate the overall **quality of services** provided by the city?

Survey Results

- a) Excellent (101) or 25%
- b) Good (242) or 59%
- c) Fair (48) or 12%
- d) Poor (3) or less than 1%
- e) Don't know (11) or 3%



For more information on this survey contact:

City of Montevideo  
103 Canton Avenue  
PO Box 517  
Montevideo, MN 56265  
320-269-6575  
[www.montevideomn.org](http://www.montevideomn.org)